



For maximum recovery rates Jena Bioscience offers RNA & DNA purification and cleanup kits streamlined to individual application.

- › Isolation of RNA, DNA and plasmid DNA from blood, tissue, yeast, bacteria or viruses
- › Based on spin-columns (↓), solutions (⋯), magnetic beads (⊗) or enzymatic reactions (↻)
- › Purified nucleic acids compatible for any downstream applications

Check out below product guide to select purification & cleanup kits according to nucleic acid type, sample source and separation method.

Type	Origin	Method	Product	Cat.- No.	XS-Pack [preps]	S-Pack [preps]	L-Pack [preps]	Prices (EUR) [XS- S- L-pack]	
Genomic DNA	Blood	↓	Blood-Plant-Animal DNA Preparation Kit	PP-213	10	50	250	17,50 70,00 280,00	
		⋯	Blood DNA Preparation Kit	PP-205	20	100	500	13,50 54,00 216,00	
		⊗	MagBeads Blood DNA Preparation Kit	PP-225	–	100	500	198,00 792,00	
	Swabs		⊗	MagBeads Swabs DNA Preparation Kit	PP-226	–	50	100	142,00 256,00
	Tissue		↓	Blood-Plant-Animal DNA Preparation Kit	PP-213	10	50	250	17,50 70,00 280,00
			⋯	Plant DNA Preparation Kit	PP-207	20	100	500	13,50 54,00 216,00
			⋯	Animal and Fungi DNA Preparation Kit	PP-208	20	100	500	13,50 54,00 216,00
	Yeast		↓	Yeast DNA Preparation Kit	PP-215	10	50	250	20,00 80,00 320,00
			⋯	Yeast DNA Preparation Kit	PP-209	20	100	500	15,25 61,00 245,00
	Bacteria		↓	Bacteria DNA Preparation Kit	PP-214	10	50	250	20,00 80,00 320,00
			⋯	Bacteria DNA Preparation Kit	PP-206	20	100	500	15,25 61,00 245,00

FEATURE GUIDE



MAGNETIC SEPARATION

Reversible & selective adsorption of nucleic acids to SiO₂ coated magnetic particles.



COLUMN BASED SEPARATION

Ready-to-use spin columns based on gel filtration or silica membrane technology for binding of nucleic acids in high-salt and elution in low-salt buffers.



SOLUTION BASED SEPARATION

Solution based DNA extraction and precipitation. No organic solvents are applied.



ENZYMATIC CLEANUP

Removal of excess primers and dNTP's with recombinant Shrimp Alkaline Phosphatase (rSAP) and Exonuclease (Exo I).



AUTOMATIZATION – Ready for semi-/fully automated sample processing



SCALABILITY – Easy adjustment from mini to maxi prep scales (3-in-1 solution)



MONEYSAVER – Less than 1€/prep (L-pack-size)













VACUUM-PURIFICATION – Ready for isolation by use of vacuum manifolds



ECO-FRIENDLY – Saves ≥ 55 % plastic compared to column-based kits



LESS SHEARING – Minimizes DNA/RNA fragmentation (no vacuum/filter applied)

Type	Origin	Method	Product	Cat.-No.	XS-Pack [preps]	S-Pack [preps]	L-Pack [preps]	Prices (EUR) [XS- S- L-pack]
Plasmid/Cosmid DNA	Bacteria		MagBeads Plasmid Prep Kit	PP-227	–	100	500	116,00 464,00
			Fast-n-Easy Plasmid Mini-Prep Kit	PP-204	10	50	250	12,00 45,00 180,00
			Fast-n-Easy Plasmid Midi-Prep Kit	PP-211	4	20	100	34,00 138,00 552,00
			Fast-n-Easy Plasmid Maxi-Prep Kit	PP-212	2	10	50	39,00 156,00 624,00
DNA Fragments	PCR sample		PCR Purification Kit	PP-201	10	50	250	12,00 45,00 180,00
			SAP-Exo Kit	PP-218	100 µl	500 µl	2500 µl	30,00 120,00 480,00
	Agarose gel		Agarose Gel Extraction Kit	PP-202	10	50	250	12,00 45,00 180,00
	Enzymatic labeling reactions		Nucleotide/Dye Removal Kit	PP-216	10	50	250	24,00 95,00 380,00
RNA Purification								
RNA	Blood, Tissue		Total RNA Purification Kit	PP-210	10	50	250	24,00 90,00 360,00
RNA + DNA Purification								
RNA + DNA	Blood, Serum, Plasma		MagBeads Plasma/Serum RNA+DNA Preparation Kit	PP-224	–	50	250	161,00 644,00
	Virus		Viral RNA+DNA Preparation Kit	PP-223	–	50	250	172,00 688,00

Not what you are looking for? Get in touch! Jena Bioscience offers customer support in English, German, French, Spanish & Portuguese (pcr@jenabioscience.com).

Selected References

- Younis, Sidra, et al. (2016) "Resistin gene polymorphisms are associated with acne and serum lipid levels, providing a potential nexus between lipid metabolism and inflammation." *Archives of dermatological research* **308.4**:229-237.
- Matsumoto, Michinori, et al. (2015) "An efficient system for secretory production of fibrinogen using a hepatocellular carcinoma cell line." *Hepatology Research* **45.3**:315-325.
- Karakas, Didem, et al. (2015) "Addition of niclosamide to palladium (II) saccharinate complex of terpyridine results in enhanced cytotoxic activity inducing apoptosis on cancer stem cells of breast cancer." *Bioorganic & medicinal chemistry* **23.17**:5580-5586.
- Takai, Akira, et al. (2015) "Expanded palette of Nano-lanterns for real-time multicolor luminescence imaging." *Proceedings of the National Academy of Sciences* **112.14**:4352-4356.
- Yousef, Mohamed M., et al. (2014) "Role of ginger extract and N-acetylcysteine in acute renal tubular necrosis: Histological, immunohistochemical and gene expression study in rats." *Journal of Cell Biology and Genetics* **4.3**:27-39.
- Hirakawa, Yoshihisa et al. (2014) "Polyploidy of endosymbiotically derived genomes in complex algae." *Genome biology and evolution* **6.4**:974-980.
- Gómez-Casado, Cristina, et al. (2014) "Alt a 1 from *Alternaria* interacts with PR5 thaumatin-like proteins." *FEBS letters* **588.9**:1501-1508.
- Shahaby, Ahmad F. (2014) "Assessment mixed culture of *Actinomyces* and *Saccharomyces* for biodegradation of complex mineral oil hydrocarbon." *Int J Curr Microbiol App Sci* **3.4**:401-414.
- König, Enrico, et al. (2012) "Molecular cloning of skin peptide precursor-encoding cDNAs from tibial gland secretion of the Giant Monkey Frog, *Phyllomedusa bicolor* (Hylidae, Anura)." *Peptides* **38.2**:371-376.
- Franke, Jan, et al. (2011) "Prevalence of Lyme disease agents and several emerging pathogens in questing ticks from the German Baltic coast." *Journal of medical entomology* **48.2**:441-444.
- Sitte, Jana, et al. (2010) "Microbial links between sulfate reduction and metal retention in uranium-and heavy metal-contaminated soil." *Applied and environmental microbiology* **76.10**:3143-3152.

