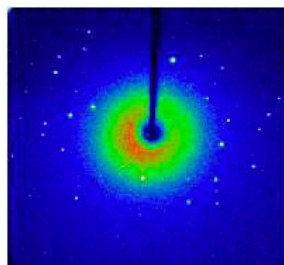



BEFORE Using MicroMounts




AFTER Using MicroMounts



MicroMounts™ and **MicroLoops™** are used in much the same way as nylon loop mounts and are much easier to handle than glass fibers and other mounting methods traditionally used in small-molecule crystallography.

DIFFRACTION QUALITY STARTS WITH YOUR CHOICE OF CRYSTAL MOUNT

- › Decrease background scatter
- › Mount quickly and easily



GET STARTED WITH MITEGEN'S SMALL MOLECULE STARTER KIT

Kit Includes:

- › (20) MicroMounts
- › (10) Reusable bases
- › (10) magnetic cryovials
- › (1) pair of tweezers
- › (1) Apiezon N cryogrease
- › (1) Baseholder and case

SWITCHING TO THE RIGHT MOUNT FOR YOUR CRYSTAL IS FAST

- › Change mounts in <10 seconds
- › No glue required
- › Reuse again and again